



CITY OF ASTORIA

Founded 1811 • Incorporated 1856

Astoria Public Library Art Request for Qualifications (RFQ)

The Astoria Library is accepting qualifications from artists for Public Art in the library located in Astoria, Oregon. The Project includes the full renovation and expansion of the 1967 building to create a 21st century library that accommodates a wide range of activities and programs, houses a robust book collection, is a hub for the community to gather, and a public space that is welcoming to all.

Eligibility

Open to all professional artists residing in Oregon and Washington. *Artists who are from traditionally or currently underserved communities including (but not limited to) rural communities, Native communities, and communities of color are especially encouraged to apply.*

Budget

The total anticipated art budget for the project is \$65,000, which will be allocated to multiple commissions:

- Four (4) Reading Room murals (approximately 112 SF each) with a total budget of up to \$11,250 for each mural.
- Carved wood wall panel(s); size TBD; available area is approximately 32 SF, with a total budget of up to \$20,000.
- The budget includes all artist fees, fabrication, insurance, shipping, travel, documentation and any other project costs. The Library will purchase plywood panels for mural artists and the Contractor will install all the mural and carved panels. Artists will need to pick up the wood panels and deliver their finished artwork per the schedule in this document. Wood for carved panels to be provided by Artist. For the carved panels, native Oregon woods are preferred. Please indicate desired wood species for carving in your submission.

Themes, Goals and Values for the Art

Red Thread

The heart of the matter or common denominator of something. It is an essence that links together the soul of an experience, the narrative, a unified style, or the collective history of many peoples.

Connect the Natural and Cultural Worlds of Astoria

- Cultures - Native, Nordic, Chinese, Newcomers
- Cultural Objects - Canoes, Boats, Nets, Knots
- Water - River, Rain, Current, Fish/Salmon, Flora and Fauna
- Wood - Forest, Timber, Cedar, Flora and Fauna
- Light and Air - The ever-changing character of both
- Form, Rhythm, Color, Texture - From both the cultural and natural realms

The proposal should clearly articulate in words and images the artist's interpretation of the Red Thread theme. Artwork should focus on biophilic and nature-based themes and not include people, faces or words. Inclusion of cultural objects, books, and abstract interpretations, is acceptable.

Art Locations

There are four proposed interior art locations:

- Four Murals located in the Reading Room. Two on the west wall and two on the east wall. Artists may propose an individual mural or diptych consisting of two equal size panels.
- Carved wood panel(s) located on the south wall of the Reading Room.

Images of the art locations are included in this document.

Selection Process

The selection committee for this project includes administrators, arts professionals and the project design team. The committee will review submitted qualifications and Artists will either be directly selected from the submittals or interviews will be scheduled. The following criteria will be used to select finalists, based on the submitted materials:

- Appropriateness of scale, material (including long-term durability), and style of past work as they relate to the project values/goals and site.
- Artistic themes and technical quality of past work, including mastery of skills and techniques, communication of a unique artistic perspective, and/or consistent application of professional practices, conceptual framework or use of materials.
- Demonstrated ability of the artist to successfully complete artwork with a project timeline, limited budget and input from community stakeholders.

Anticipated Schedule – 2025

Jan. 13, 2025 - Issue/advertise RFQ

Jan. 21, 2025 - Second Issue/advertise RFQ

Feb. 27, 2025 - Deadline to submit qualifications

Feb. 28 - March 13, 2025 - Committee review submissions and potentially creates shortlist of artists

March 13, 2025 – Finalists, or selected artists, notified

March 31 – April 4, 2025 – Finalist artists interviews (if selection committee deems necessary)

April 11 (at latest) - Committee selects artists

April 28, 2025 - Contracts awarded to selected artists

April 28 – May 19, 2025 - Artists develop initial concept/artwork

May 20-21, 2025 - Artists meet with Committee to review initial concept/artwork

May 22-June 4, 2025 - Artists refine concept/artwork

June 5, 2025 - Artists meet with Committee to review refined concept/artwork

June 6 –Aug. 25, 2025 - Artists pick up plywood panels; create artwork in their studios

Aug. 26, 2025 - Artists deliver artwork to Astoria Public Library

Aug. 27 - Sept. 9, 2025 - Install artwork

How to Submit Qualifications

To be considered for this opportunity, please submit all required materials by **5 p.m. PST on February 27, 2025**.

To submit materials, email them to Suzanne Harold: sharold@astoria.gov. Please use the naming convention requested below so all your files will stay together in the submissions folder.

Application Materials

1. Letter of interest. As a PDF file named with “artist’s last name, first initial, letter” (garciamletter.pdf); limit 1 page.

- Describe your interest in this project and how your artwork and art-making process would be a good fit for the opportunity.
- Address the reasons why you believe you are qualified for this opportunity, or the steps you will take to ensure successful completion of an architecturally integrated or large-scale artwork commission.

2. Resume. PDF format; name file with “artist’s last name, first initial, resume” (garciamresume.pdf); limit 2 pages. For artist teams, include resumes of each team member. Include complete contact information: street address, phone number, email.

3. Up to 10 Images of Past Work. JPG or PNG format; name files with: “artist’s last name, first initial, number that corresponds to the image information on the image list” (garciam01.jpg). File size: minimum 1200 pixels on the longest side and 5 MB maximum.

4. Image List. PDF format; name file with “artist’s last name, first initial, list” (garciamlist.pdf); limit 1 page. Provide a description for each image including:

- Image file name and number, (garciam01).
- Key details: title, location, cost/budget, date completed, materials, dimensions, commissioning agency (if applicable), and project partners (if applicable).

5. References. Provide 2 references for past projects or clients.

Assistance

For questions about the project and the application process, contact Suzanne Harold, Library Director, Astoria Public Library, sharold@astoria.gov



Astoria Public Library Renovation

Astoria Library Art: Goals, Themes, and Concepts

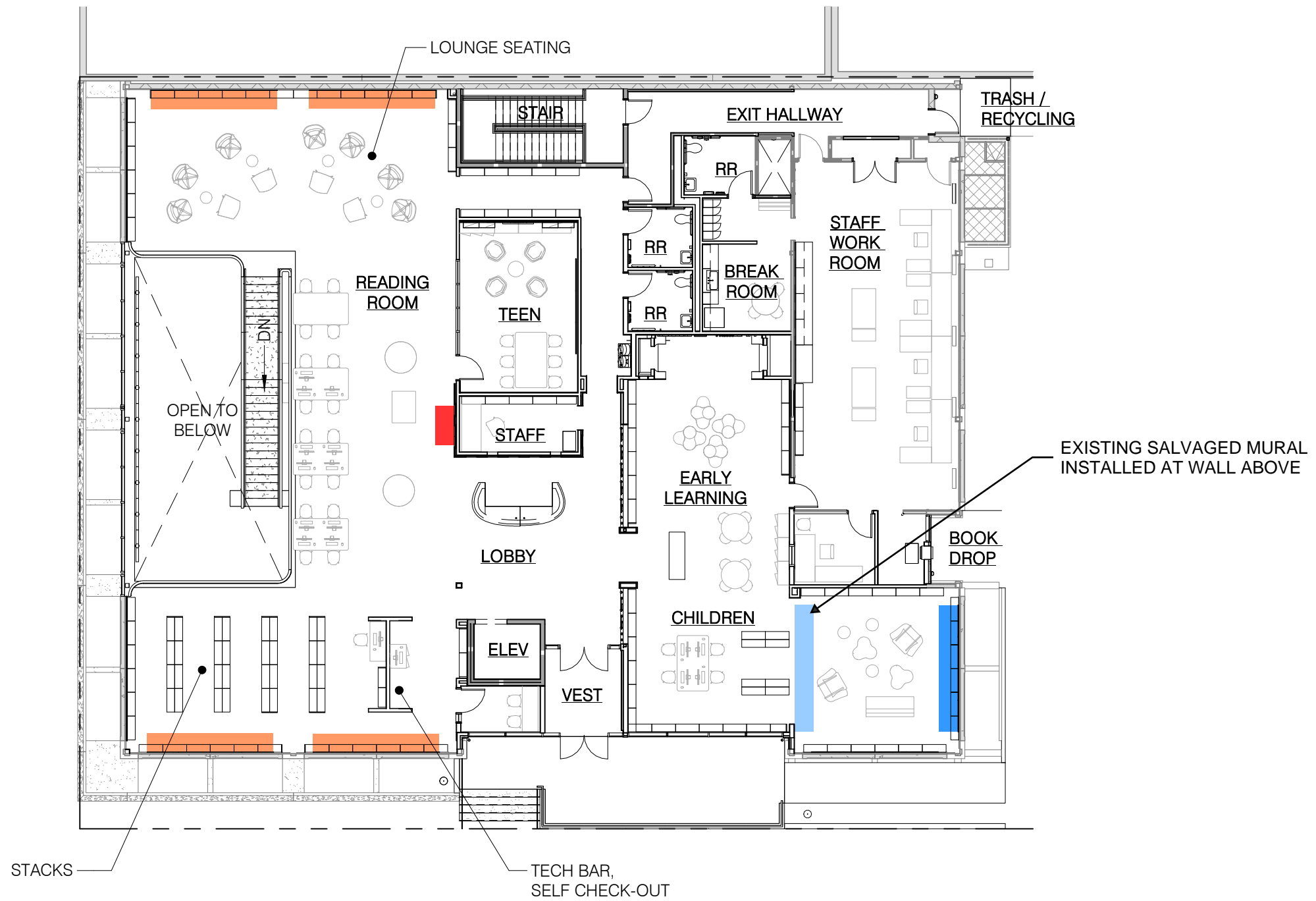
Red Thread

The heart of the matter or common denominator of something.
It is an essence that links together the soul of an experience,
the narrative, a unified style, or the collective history of many peoples.

Connect with the Natural and Cultural Worlds of Astoria

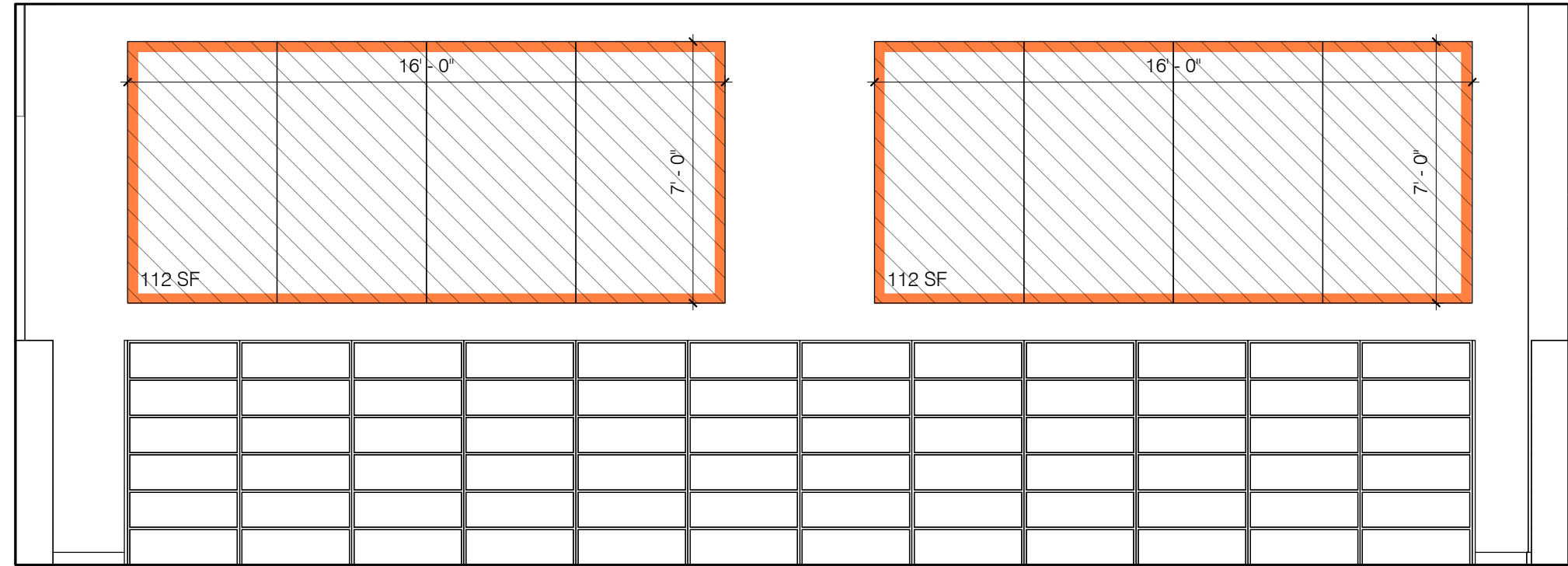
- Cultures - Native, Nordic, Chinese, Newcomers
- Cultural Objects - Canoes, Boats, Nets, Knots
- Water - River, Rain, Current, Fish/Salmon, Flora and Fauna
- Wood - Forest, Timber, Cedar, Flora and Fauna
- Light and Air - The ever-changing character of both

- READING ROOM MURAL (NEW)
- CARVED CEDAR ART (NEW)
- CHILDREN'S MURAL (NEW)
- CHILDREN'S MURAL (SALVAGED)

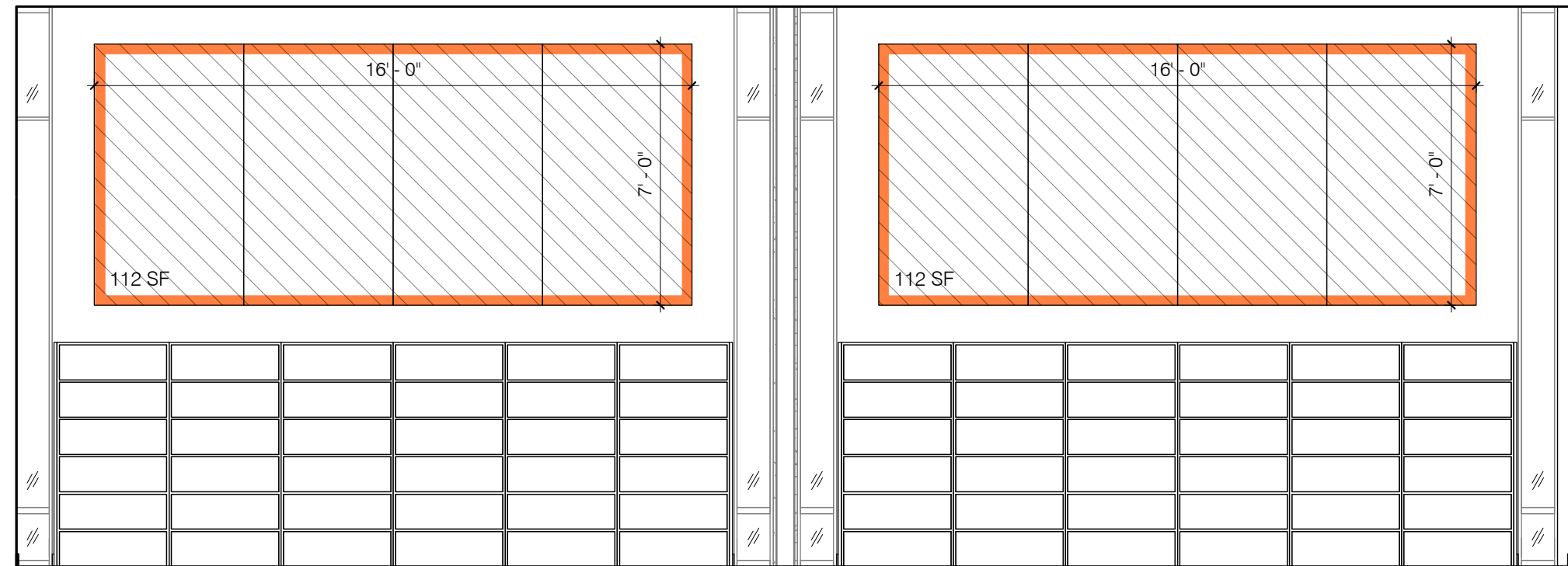


1 FLOOR PLAN - LEVEL 1
 1/16" = 1'-0"

- READING ROOM MURAL (NEW)
- CARVED CEDAR ART (NEW)
- CHILDREN'S MURAL (NEW)
- CHILDREN'S MURAL (SALVAGED)

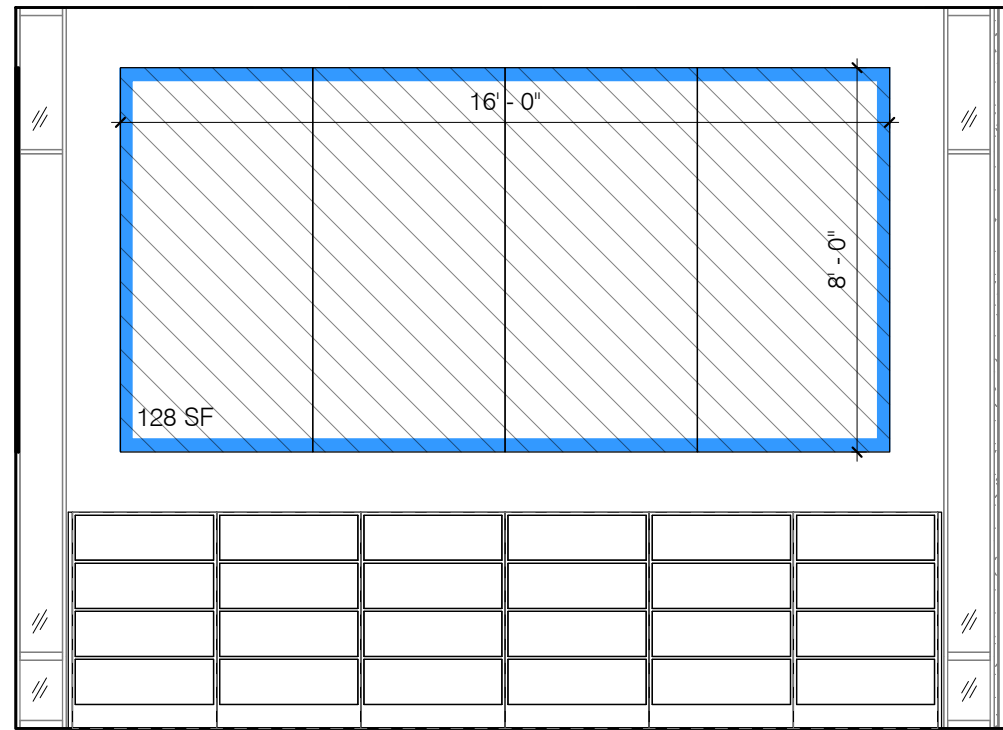


1 INTERIOR ELEVATION - READING ROOM, EAST
1/4" = 1'-0"

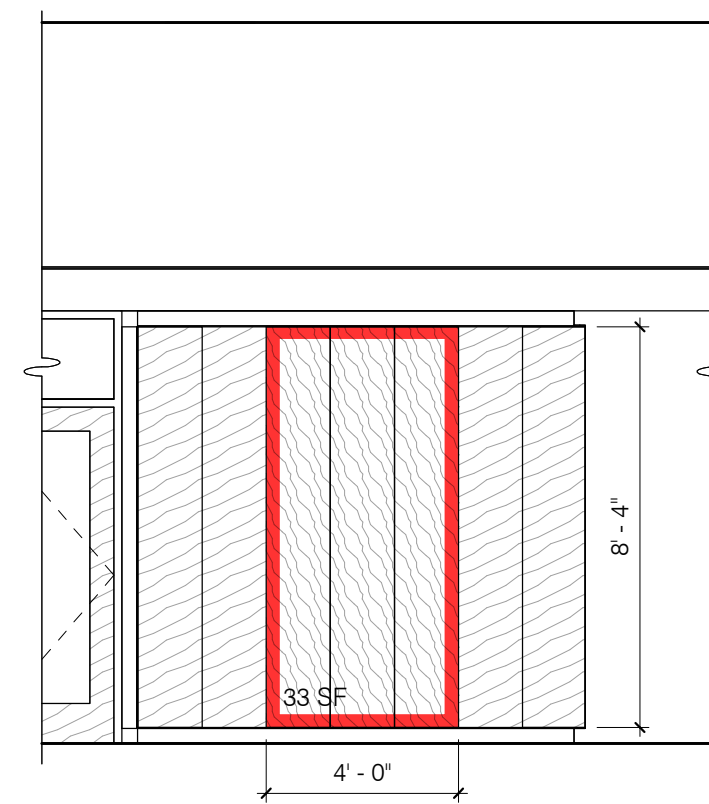


2 INTERIOR ELEVATION - READING ROOM, WEST
1/4" = 1'-0"

- READING ROOM MURAL (NEW)
- CARVED CEDAR ART (NEW)
- CHILDREN'S MURAL (NEW)
- CHILDREN'S MURAL (SALVAGED)



2 INTERIOR ELEVATION - CHILDRENS, SOUTH
1/4" = 1'-0"



1 INTERIOR ELEVATION - READING ROOM, SOUTH
1/4" = 1'-0"



LOBBY, CIRCULATION DESK



READING ROOM, FEATURE STAIR



GALLERY, FEATURE STAIR